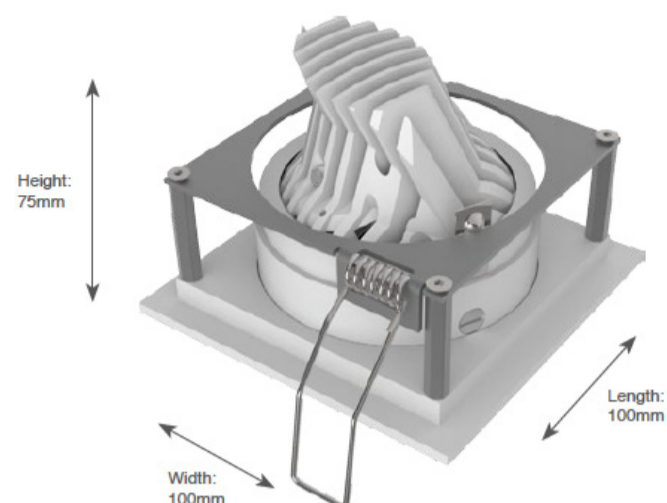

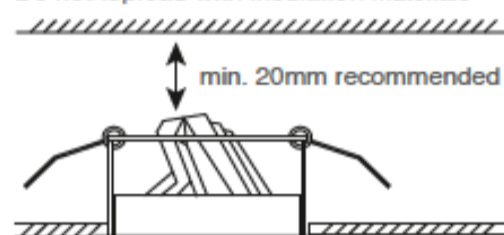


# Titan 1-Way Downlight



**Air circulation notice:**  
Do not topload with insulation materials



## Electrical Paramaters

<b>Base Model No.:</b>	<b>LL.1109.90</b>
LED Module:	Bridgelux Vero 10 LED
Colours:	Several options
Wattage:	9.3W
Beam Angle:	28°, 40°
CCT:	2700K - 3000K
IP Rating:	Class III, IP 20
CRI:	Ra+80, Ra+90
Cutout Size:	90x90mm

## Features

- High efficiency LED Downlight, equipped with a Bridgelux chip-on-board LED.
- High quality full aluminium body and high quality components.
- Innovative design with integrated heatsink.
- Available with Trapezium springs or Boobytrap springs.
- Very long lifetime (L70B50 +50000hrs).
- High efficiency LED with many possibilities.
- High Lumen output.
- High CRI (>90) and great color consistency.
- Reflector Variants: Cone, Organic and Anti-glare.
- Dimming options: 1-10V, Push and Dali

## Colours



## Specifications

Model	Wattage	CCT/CRI	Lumens	Colour	Beam Angle
LL.1109.90.2700.28.01	9.3W	2700K - Ra90	910 lm	White Matt	28°
LL.1109.90.3000.28.01	9.3W	3000K - Ra90	950 lm	White Matt	28°
LL.1109.90.2700.40.01	9.3W	2700K - Ra90	910 lm	White Matt	40°
LL.1109.90.3000.40.01	9.3W	3000K - Ra90	950 lm	White Matt	40°